



GO AWAY BIG GREEN MONSTER

4 AÑOS



LESSON 1

MATERIALS:

- Book "Go away Big Green Monster"

HOW TO DO IT:

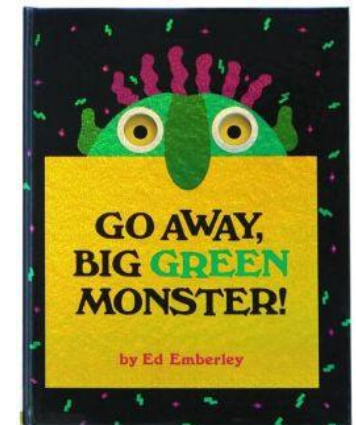
- Introduce the story (Magic box). Make questions about the parts of the face
- Tell the story
- Ask questions about the story

VOCABULARY:

- Parts of the face
- Colours

STRUCTURE:

- What...?
- How many...
- Touch...





LESSON 2

MATERIALS:

- Song
 - Go Away! | Super Simple Songs
- Coloured card
- Glue
- Stick
- Scissors

VOCABULARY:

- Parts of the face
- Emotions

HOW TO DO IT:

- Sing the song with mimics
- Make the monster mask
 - Cut out the different parts of the face
 - Glue them on the stick

STRUCTURE:

- Let's sing the song!
- Glue...
- Cut...





LESSON 3

MATERIALS:

- Coloured card
- Scissors
- Glue

VOCABULARY:

- Colors
- Glue
- Card

HOW TO DO IT:

- Make their own monster to decorate the English Corner
 - Cut the different parts of the face
 - Glue them on a black card

STRUCTURE:

- Glue...
- Take the...
- Tidy up!





LESSON 4

MATERIALS:

- Song
 - One Little Finger | Super Simple Songs
- Memory cards

HOW TO DO IT:

- Sing the song with mimics
- Play the memory game in groups

VOCABULARY:

- Colours
- Parts of the body

STRUCTURE:

- Let's sing the song
- Let's play!
- Where is...?
- Is this the same?
-





LESSON 5

MATERIALS:

- Body
- Dice (parts of the body)
- Dice (numbers)
- Body sheet
- Pencil
- Colours

VOCABULARY:

- Parts of the body
- Colours
- Numbers

HOW TO DO IT:

- Throw a dice with the parts of the body
- The children will draw on their sheet the parts of the body shown on the dice

STRUCTURE:

- Throw the dice
- Draw...
- How many...?





LESSON 6

MATERIALS:

- Song
 - If You're Happy | Super Simple Songs
- “The way I feel” Sheet

HOW TO DO IT:

- Sing the song with mimics
- Draw how they feel themselves

VOCABULARY:

- Happy
- Angry
- Scared
- Sleepy

STRUCTURE:

- Let's sing the song!
- Draw
- The way I feel





LESSON 7

MATERIALS:

- Song
 - Shapes Song | Shapes Songs for Children
- Bingo

VOCABULARY:

- Circle
- Rectangle
- Triangle
- Square
- Colours


HOW TO DO IT:

- Sing the song
- Play bingo with the shapes

STRUCTURE:

- Bingo!
- Put a sticker on...

Shape Bingo





LESSON 8

MATERIALS:

- Shapes
- Sheets

VOCABULARY:


- Shapes
- Colours

HOW TO DO IT:

- Find and count how many shapes are there in the class

STRUCTURE:

- How many...?
- Which shape is this?
- Count with me!
- What color is it?
- Where did you find it?





LESSON 9

MATERIALS:

- Sandwich bread
- Cheese
- Ham
- Olives
- Knife
- Toothpick

VOCABULARY:

- Sandwich bread
- Cheese
- Ham
- Olives
- Knife
- Toothpick

HOW TO DO IT:

- Make the recipe

STRUCTURE:

- Let's make a recipe!
- Take...
- Place...
- Tidy up

